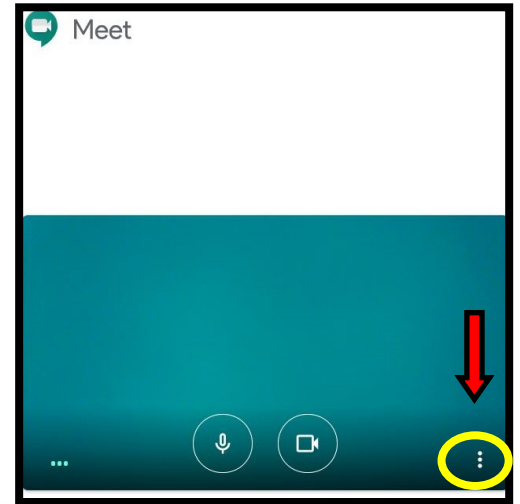


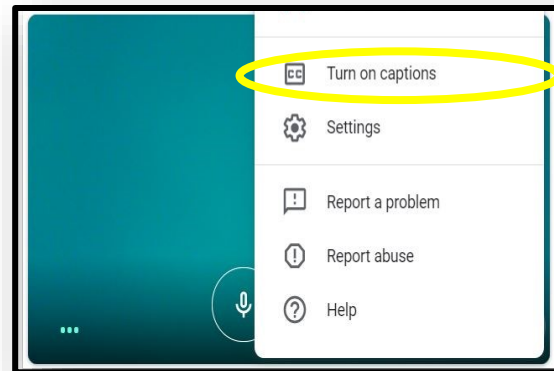
# Google Meet – available with Closed Captioning

## To turn on the captions for Google Meet:

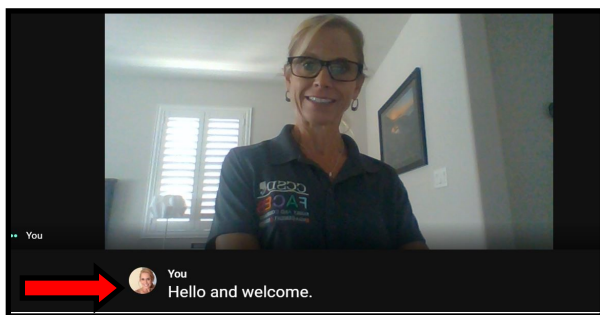
1. Click on the three dots on the lower right side of the video screen.



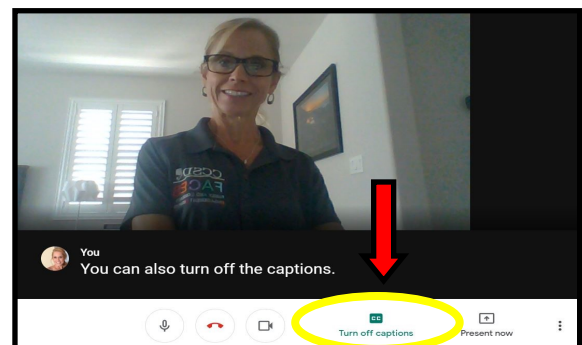
2. Click on the “Turn on captions” feature.



3. Read captions.



4. Turn off captions.



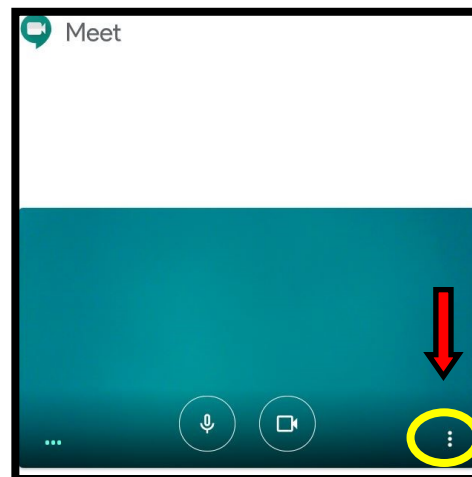
Questions? Call the FACES Department at 702-799-0303 or email us at [faces@nv.ccsd.net](mailto:faces@nv.ccsd.net).



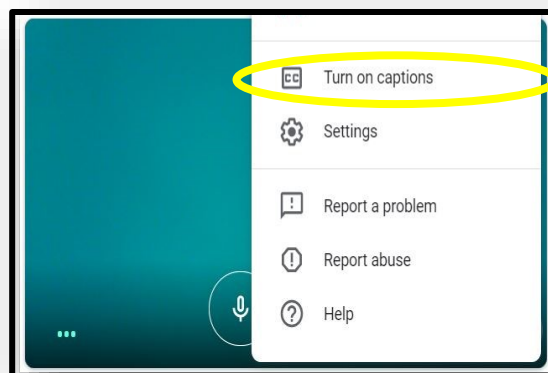
# Google Meet – Disponible con Subtítulos

## Para activar los subtítulos de Google Meet:

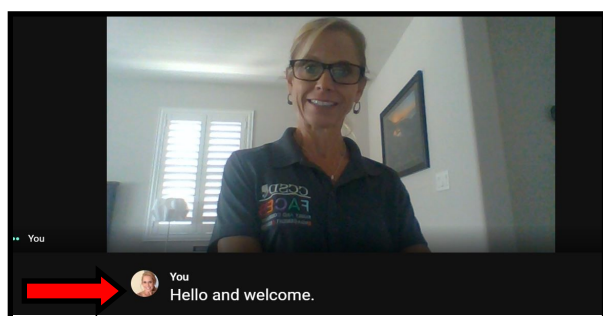
1. Seleccione los tres puntos en la parte inferior derecha de la pantalla de vídeo.



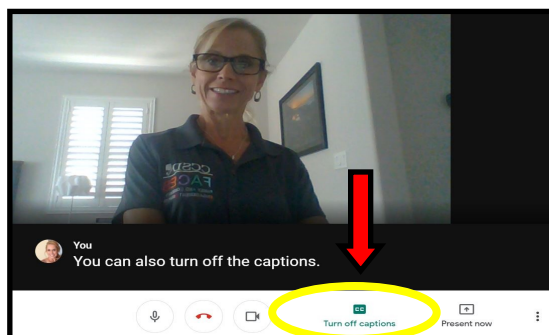
2. Seleccione “Turn on captions”.



3. Lea los subtítulos.



4. Desactivar los subtítulos.



¿Preguntas? Llame a FACES al 702-799-0303  
O correo electrónico [faces@nv.ccsd.net](mailto:faces@nv.ccsd.net).